

Name _____

Use with Activities 14 and 20.

Blackline Master 1



Four sets of handwriting lines. Each set consists of a solid top line, a dashed middle line, and a solid bottom line, providing a guide for letter height and placement.

Name _____

Use with Activities 1 and 2.

Blackline Master 2

<hr/> <hr/> <hr/>	<hr/> <hr/> <hr/>
<hr/> <hr/> <hr/>	<hr/> <hr/> <hr/>
<hr/> <hr/> <hr/>	<hr/> <hr/> <hr/>

Name _____

Use with Activity 5.

Blackline Master 3

Walk the Room

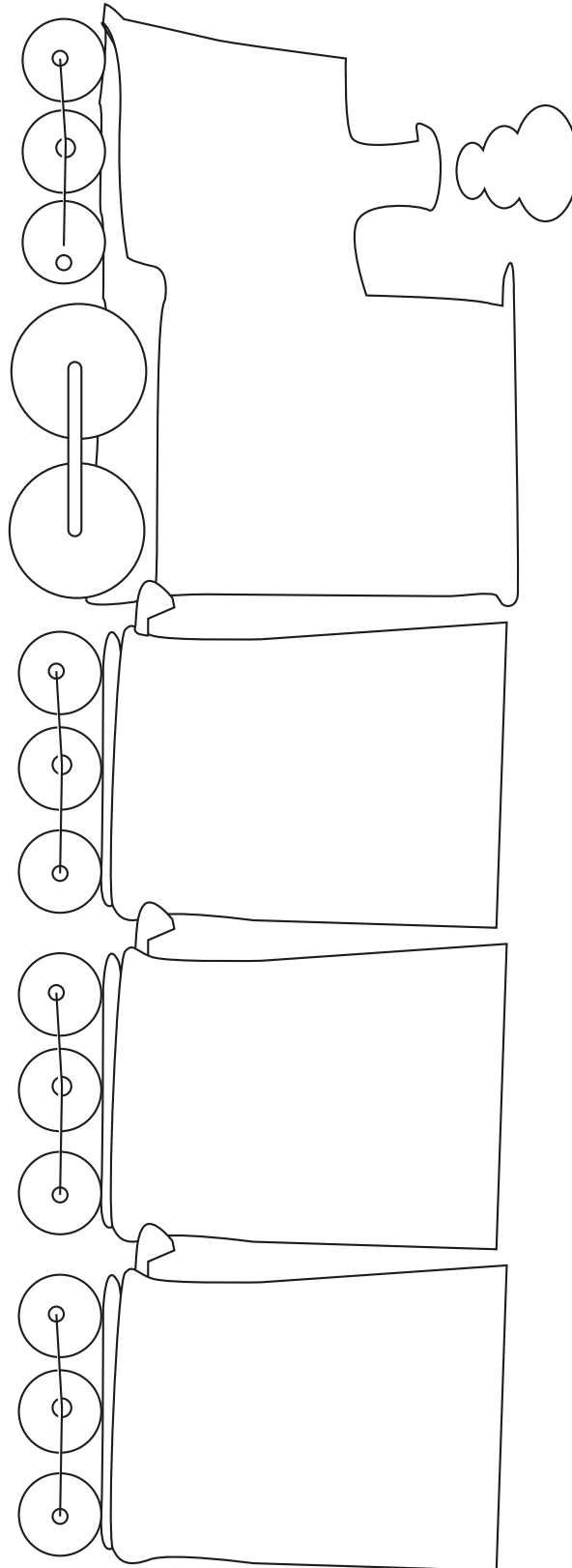
Look for _____.

Name _____

Use with Activity 11.

Blackline Master 4

All Aboard!

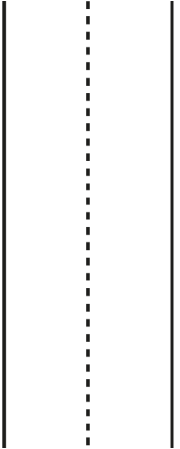
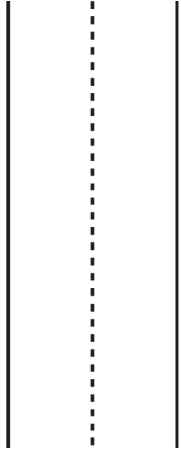
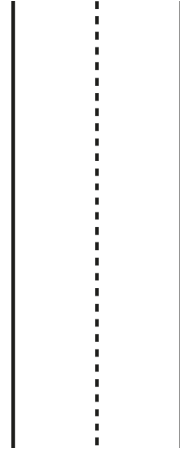


Name _____

Use with Activity 13.

Blackline Master 5

Create and Write


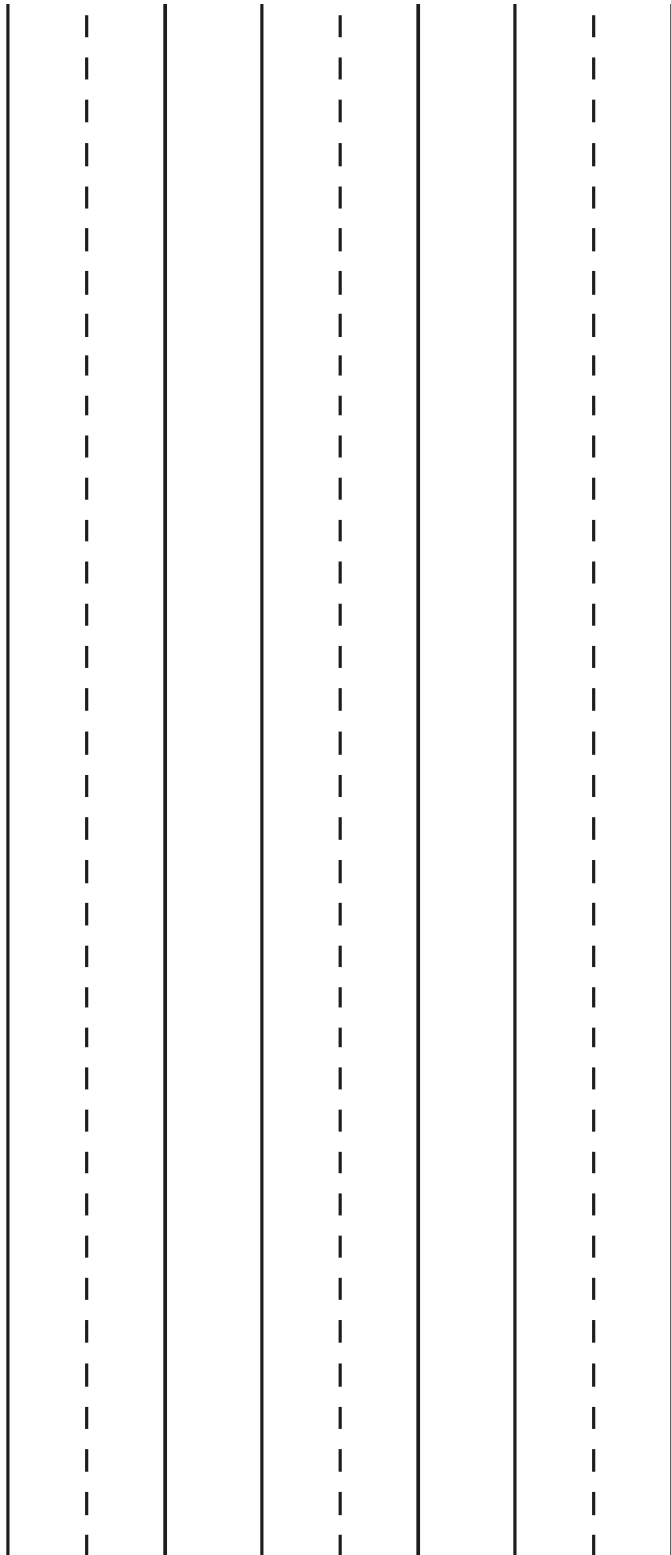
		

Name _____

Use with Activity 15.

Blackline Master 6

Keyboard



Name _____

Use with Activity 17.

Blackline Master 7

My Letter Book

<hr/> <hr/> <hr/>	
<hr/> <hr/> <hr/>	
<hr/> <hr/> <hr/>	
<hr/> <hr/> <hr/>	
<hr/> <hr/> <hr/>	

Name _____

Use with Activity 18.

Blackline Master 8

My Word Book



Handwriting practice lines consisting of solid top and bottom lines with a dashed middle line. There are 10 rows of these lines on the right side of the page.

Handwriting practice lines consisting of solid top and bottom lines with a dashed middle line. There are 10 rows of these lines on the left side of the page.