



# Getting Started with Fast ForWord and Reading Assistant Plus at Home

# What is Fast ForWord?

Fast ForWord is a program that improves reading skills.

Our brain-based approach builds strong cognitive skills that are core to reading and language, like memory, attention, processing, and sequencing.

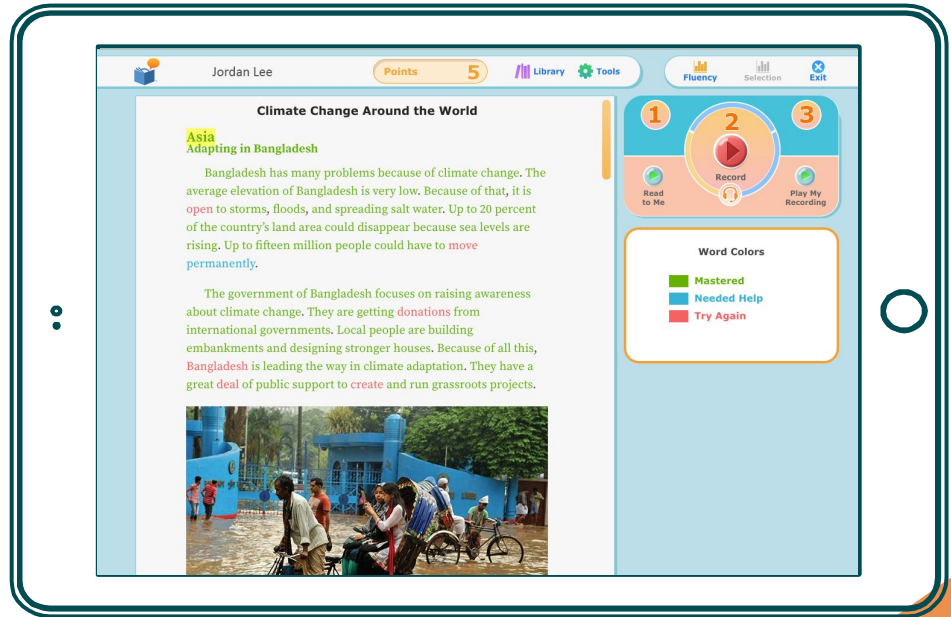
Practice with these skills improves learning!



# What is Reading Assistant Plus?

Reading Assistant Plus is an online reading coach.

Students get to practice reading aloud with immediate feedback on correctly pronouncing words and comprehension questions.



# Learn More

Fast ForWord and Reading Assistant Plus are web-based, which means that students can log in to use them from anywhere!

Watch this video to learn more.



# How to Log in from Home



# Getting Started

Each student has been assigned a unique username and password.

Check with your child's teacher to obtain this login information.



# Prepare Equipment



## A device with internet access

- ◆ computer or laptop that uses Windows 7/10 or Mac OS X 10.11 or later
- ◆ Chromebook
- ◆ iPad with iOS 11.3 or later



## Headphones

- ◆ over-the-ear headphones (optimized choice)
- ◆ any headphones you have for home use
- ◆ no headphones needed if in a quiet spot



## Microphone (for Reading Assistant Plus)

- ◆ headsets with microphones
- ◆ earbuds with a mic on the line
- ◆ devices with built-in mics may work in a quiet spot

# How to Log In



Open your browser and go to  
[www.myscilearn.com/learner](http://www.myscilearn.com/learner)





# How to Log In

## Step

2

Begin typing in your student's school name, then pick the correct option as it fills.



**Student Login**

First choose your school or district. Enter the first few letters of your school or district name, then choose from the list.

\* Choose Your School or District:

Mc

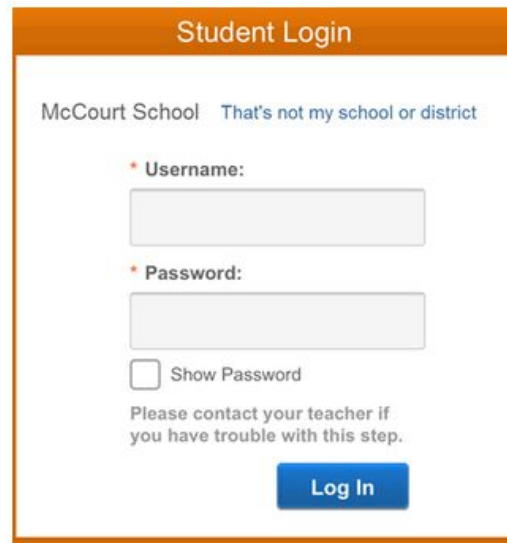
- McComb School District in CA
- McCourt School in San Francisco, CA
- Ft Meedy School in Loveland, OH
- Mccorm Elementary in San Francisco, CA

# How to Log In

Step

3

Type in your student's username and password (contact your student's teacher to get this info).



The screenshot shows a web form titled "Student Login" with an orange header. Below the header, it says "McCourt School" followed by a link "That's not my school or district". The form contains two input fields: "Username:" and "Password:", both with red asterisks indicating they are required. Below the password field is a checkbox labeled "Show Password". At the bottom of the form is a blue "Log In" button. A message at the bottom of the form reads: "Please contact your teacher if you have trouble with this step."

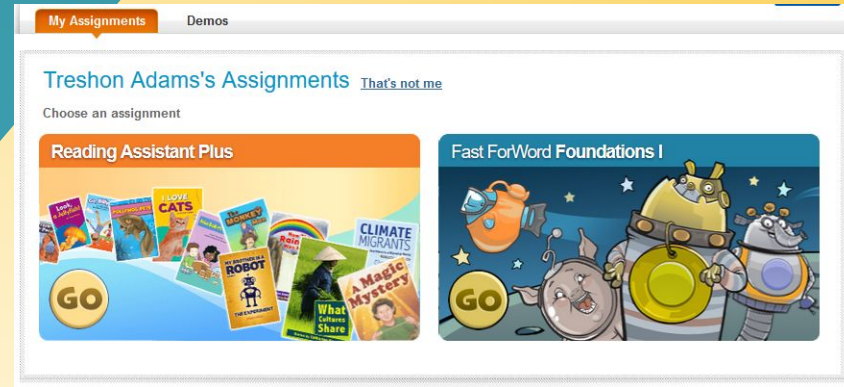
## If your student is new to Fast ForWord or Reading Assistant Plus,

1. They'll take a placement test called the Reading Progress Indicator (RPI).
2. RPI generally takes 20-30 minutes to take.
3. As soon as the student is finished, the system automatically creates assignments for them and they can begin working immediately.
4. Click the GO button to start the test.

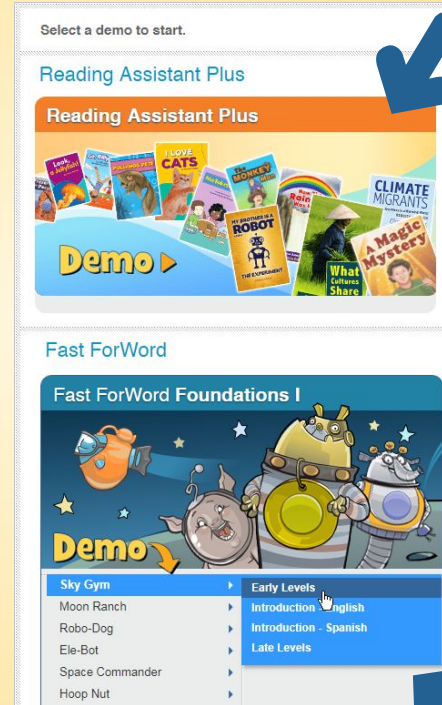


If your student used Fast ForWord or Reading Assistant Plus at school,

1. They already have assignments and are ready to work.
2. Reading Assistant Plus provides guided oral reading practice. Students read aloud and receive feedback, and take comprehension quizzes.
3. Fast ForWord builds important cognitive skills that are core to reading and language. This program is more game-like, and is a great tool for brain-training.
4. Both components can be used at home. Ask your student's teacher if you need extra help deciding which to use.
5. Click the GO button to start working.



Learn more about the Fast ForWord exercises and Reading Assistant Plus by checking out the DEMO section.



Click the Reading Assistant Plus demo to see a short tutorial video with a walk-through of what to expect.

Hover over an exercise name and choose "Introduction" to hear the directions for the exercises.

Contact your student's teacher to have Demos turned on if they are not accessible.

# SUPPORT FAQs

The following slides cover the common errors that can occur as you set up for home use. If you encounter other challenges, please reach out directly to your teacher, school, or district.

Q1: "My headset is plugged in, but I don't hear anything" or "Reading Assistant Plus is giving me a message; it does not seem to detect my headset."

Exit Reading Assistant Plus and close your browser. Plug in the headset, open your browser, and restart Reading Assistant Plus.

If you unplugged the headset after you started RA+, you may get this message. Follow the directions above to exit and restart.



Oops, there's a problem!

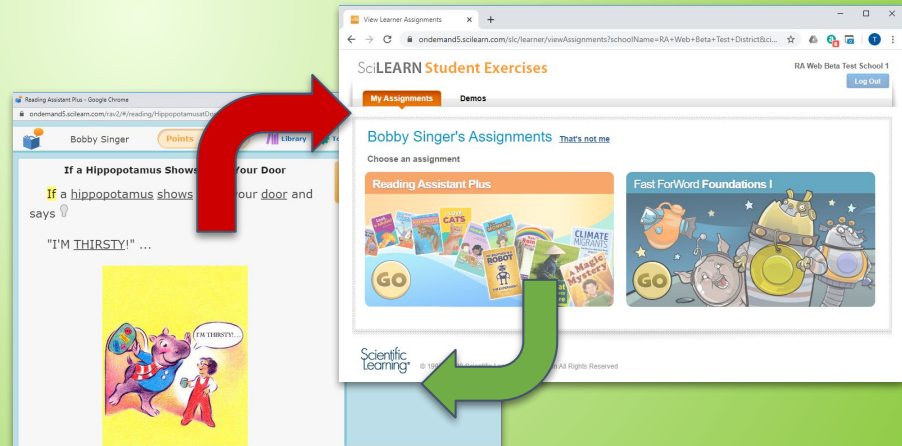
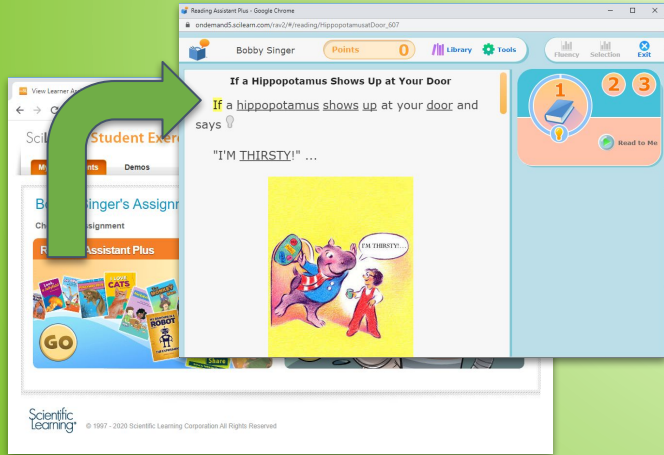
Make sure your headset and microphone are plugged in and try again. Ask your teacher if you need help.

OK

Q2: "I'm logged in, but nothing happens when I click the GO button. The images look dull, inactive, or grayed out."

When you click the GO button, your assignment will open in a new window.

If you click back to the assignment page, you cannot click GO again. Check for the assignment already running in another window.





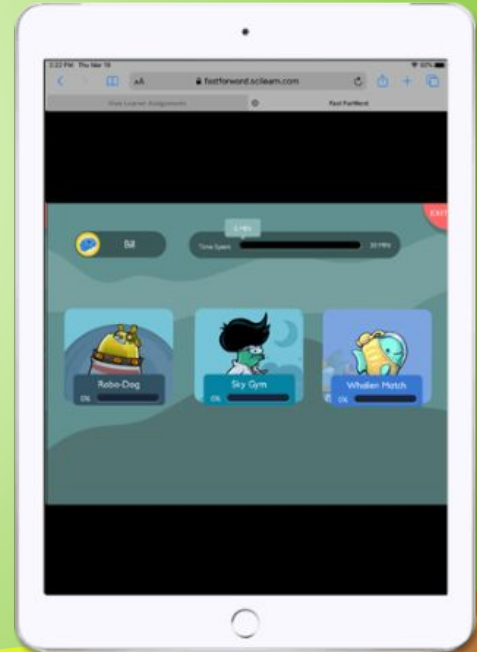
Q3: "I'm on an iPad, but the program is not doing anything when I touch the screen."

Some iPads have a setting that may block our touch interaction and audio in the Safari browser.

To address this, you can easily make a change in the iPad Safari settings. Mark "Request Desktop Website" to OFF.

Detailed instructions can be found here:

[https://help.scilearn.com/toolbox-docs/iPad\\_Fast\\_ForWord\\_exercises\\_not\\_opening.pdf](https://help.scilearn.com/toolbox-docs/iPad_Fast_ForWord_exercises_not_opening.pdf)



## Q4: “I received an error message. What should I do?”

Error Messages, Informational Messages, and other on screen visuals may present themselves while you work in Fast ForWord and Reading Assistant Plus.

Some messages will ask you to please end your session and try again. A momentary loss of an internet connection may cause various messages.

If the messaging keeps coming up and stops you from working, please make a note of the details and relay them to you teacher, school, or district contact for assistance.




Oops, there's a problem! Ask your teacher for help.

MySciLEARN connection lost. Check your internet connection and try again. If the problem continues, contact Customer Support with the following information.

Error details: Connection lost

# Q5: "I seem to be stuck on Step 1, Read to me. How do I get to Step 2, Record?"

In Step 1, you will both listen to a recording of the selection and click on light bulb icons, , to answer questions. If you find yourself stuck, please review the selection: it's likely you've just missed one of these Think About It questions. After listening to the selection and answering all questions, you will automatically be taken to Step 2.



Think about it questions appear when clicking the light bulb icon.

# Q6: “What devices and browsers are supported?”

Our software runs on the following devices, operating systems, and browsers.



Microsoft



Chrome



Desktops



Smartphone



Apple



Safari



Laptops



Android  
Devices



Firefox



Chromebooks



chromebook



Edge



iPad

Questions?

Contact

at

# Credits

Special thanks to all the people who made and released these **awesome resources** for free:

- ◆ Presentation template by [SlidesCarnival](#)
- ◆ Headphones and microphone vectors on slide 6 from [RawPixel](#)